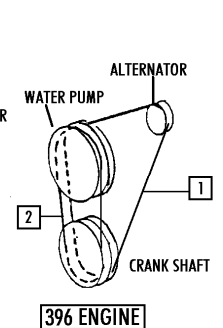
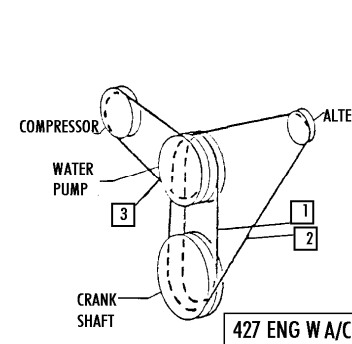
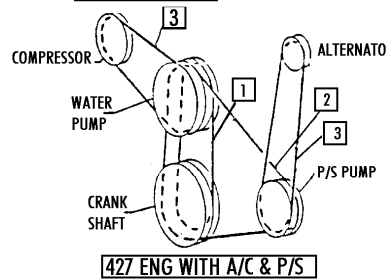
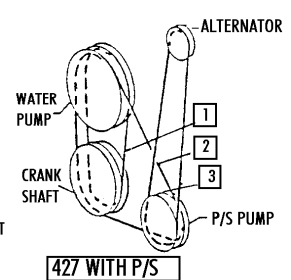
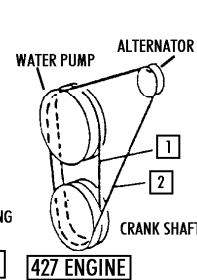
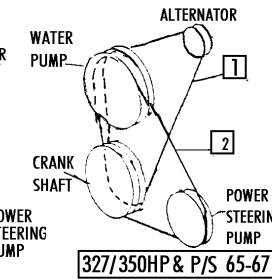
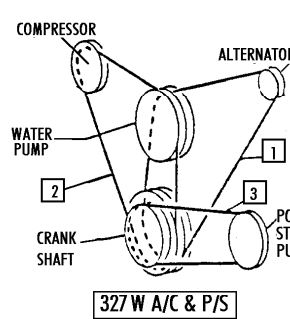
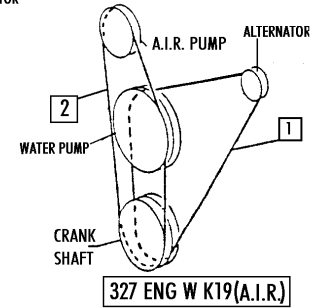
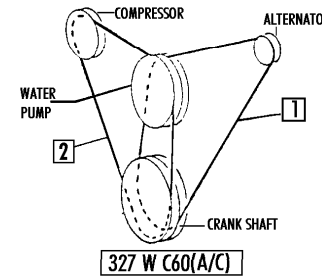
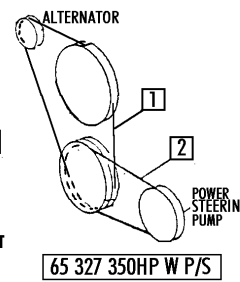
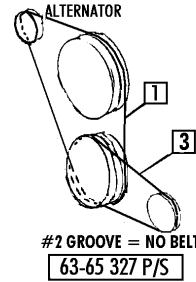
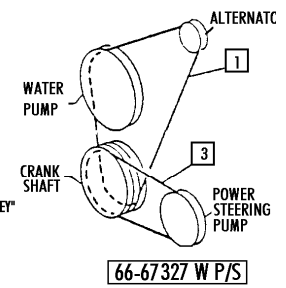
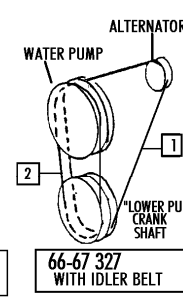
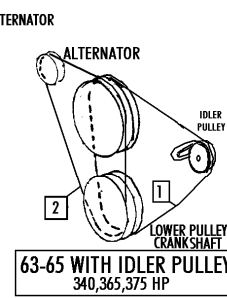
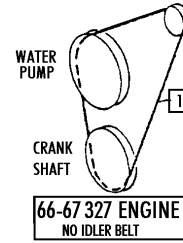
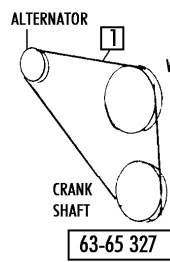


Section #59 Belts

All Correct Quanta Brand Belts With Embossed Numbering

Original Features: Cloth Wrapped With Indented Markings. Part Numbers, Sizes, Symbols, Codes As Applicable, To Original Specs.

Part#	Name	Year #/Car Price
59-01	Alternator Belt 250 & 300hp	63 1 32.00
59-02	Alternator Belt 340 & 360hp	63 1 31.00
59-03	Water Pump/idler Belt 340 & 360hp	63 1 26.00
59-04	Power Steering Pump Belt	63 1 25.00
59-05	Air Conditioning Compressor Belt	63 1 35.00
59-06	Alternator Belt 250 & 300hp (no A/C)	64-5 1 31.00
59-07	Alternator Belt 365hp (no A/C)	64 1 31.00
59-08	Alternator Belt 365hp (no A/C)	65 1 31.00
59-09	Alternator Belt 375hp (F.I.)	64-5 1 31.00
59-10	Alternator Belt 250-300hp (A/C)	64-5 1 30.00
59-12	Alternator Belt 350-365hp (A/C)	64-5 1 30.00
59-13	Alternator Belt 350hp (no A/C)	65 1 31.00
59-14	Water Pump/idler Belt 365hp	64 1 26.00
59-15	Water Pump/idler Belt 365hp	65 1 26.00
59-16	Water Pump/idler Belt 375hp (F.I.)	64-5 1 26.00
59-17	Power Steering Pump Belt (all)	64-5E 1 25.00
59-18	Power Steering Pump Belt (all 327)	65L 1 25.00
59-19	Air Conditioning Compressor Belt	64-5E 1 35.00
59-20	Air Conditioning Compressor Belt (327) (2/65>)	65L 1 36.00
59-21	Alternator Belt 396/425hp (no P/S)	65 1 32.00
59-22	Water Pump Belt 396/425hp (no P/S Or P/S)	65 1 25.00
59-23	Alternator Belt 396/425hp (P/S)	65 1 24.00
59-24	Water Pump Belt 396/425hp (P/S) (see 59-22)	65 1 25.00
59-25	Power Steering Pump Belt 396/425hp (P/S)	65 1 28.00
59-26	Alternator Belt 300hp (no A/C)	66-7 1 30.00
59-27	Alternator Belt 350hp (no A/C)	66-7 1 33.00
59-28	Alternator Belt 300-350hp (A/C) or (A/C & P/S)	66-7 1 32.00
59-29	Alternator Belt 350hp With (P/S No A/C)	65-7 1 33.00
59-30	Alternator Belt 300 & 350hp With A.I.R. (smog)	66-7 1 30.00
59-31	Air Cond Compressor Belt 300 & 350hp (no P/S)	66-7 1 39.00
59-32	Air Cond Compressor Belt 300 & 350hp (P/S)	66-7 1 35.00
59-33	Power Steering Pump Belt 350hp (no A/C)	66-7 1 28.00
59-34	Power Steering Pump Belt 300hp(all) & 350hp(A/C)	66-7 1 25.00
59-35	A.I.R. (smog) Pump Belt 300hp (no A/C)	66-7 1 32.00
59-36	A.I.R. (smog) Pump Belt 350hp (no A/C)	66-7 1 25.00
59-37	A.I.R. (smog) Pump Belt 300hp (A/C)	66-7 1 24.00
59-38	A.I.R. (smog) Pump Belt 350hp (P/S)	66-7 1 25.00
59-39	A.I.R. (smog) Pump Belt 350hp (A/C & P/S)	66-7 1 24.00
59-40	A.I.R. (smog) Pump Belt 350hp (A/C)	66-7 1 24.00
59-41	Alternator Belt 427 (no A/C, no P/S)	66-7 1 32.00
59-42	Alternator Belt 427 (A/C)	66-7 1 31.00
59-43	Alternator Belt 427 (P/S No A/C) (from P/S Pump)	66-7 1 24.00
59-44	Alternator Belt 427 (P/S & A/C) (from P/S Pump)	66-7 1 24.00
59-45A	Water Pump Belt 427 (no A/C) 3837810lv 35-1/8"	66-7 1 25.00
59-45B	Water Pump Belt 427 (no A/C) (3837810sv 34-7/8")	66-7 1 25.00
59-46	Water Pump Belt 427 (A/C)	66-7 1 24.00
59-53A	Water Pump Belt 327/350hp (no Ac No Ps)	66-7 1 25.00
59-53B	Water Pump Belt 327/350hp (no Ac No Ps) Shorter	66-7 1 25.00
59-47	Power Steering Pump Belt 427 (no A/C)	66-7 1 28.00
59-48	Power Steering Pump Belt 427 (A/C)	66-7 1 27.00
59-49	Air Conditioning Compressor Belt 427	66-7 1 34.00
59-50	A.I.R. (smog) Pump Belt 427 (no A/C)	66-7 1 25.00
59-51	A.I.R. (smog) Pump Belt 427 (A/C)	66 1 35.00
59-52	A.I.R. (smog) Pump Belt 427 (A/C)	67 1 35.00



IN = GROOVE POSITION (NOT BELT NUMBER)